




## Features:

- Polypropylene construction.
- Full port design.
- Viton® O-ring seal available with clamp (not included with flange).


## Straight Hose Barb Flanges



DESCRIPTION	SERIES	"A"	"B"	PART NUMBER
3/4" Hose Barb	50	2" (51 mm)	1 1/16" (43 mm)	CP48150-PP
1" Hose Barb	50	2" (51 mm)	2" (51 mm)	CP45504-PP
1 1/4" Hose Barb	50	2" (51 mm)	2" (51 mm)	CP45505-PP
1 1/2" Hose Barb	50	2" (51 mm)	2" (51 mm)	CP45506-PP
1 1/4" Hose Barb	75	3 1/16" (78 mm)	1 3/16" (46 mm)	CP48160-PP
1 1/2" Hose Barb	75	3 1/16" (78 mm)	2 3/16" (56 mm)	CP46067-PP
2" Hose Barb	75	3 1/16" (78 mm)	2 3/4" (70 mm)	CP48161-PP

- Maximum pressure rating of 200 PSI (14 bar) for 75 series fittings.
- Maximum pressure rating of 300 PSI (20 bar) for 50 series fittings.


## Threaded Flanges (Male)



DESCRIPTION	SERIES	"A"	"B"	PART NUMBER
3/4" Male Pipe Thread	50	2" (51 mm)	2" (51 mm)	CP(B)48172-PP
1" Male Pipe Thread	50	2" (51 mm)	2 3/16" (56 mm)	CP(B)48155-PP
1 1/2" Male Pipe Thread	50	2" (51 mm)	2 3/4" (70 mm)	CP(B)48156-PP
1 1/4" Male Pipe Thread	75	3 1/16" (78 mm)	2 1/2" (64 mm)	CP(B)48165-PP
1 1/2" Male Pipe Thread	75	3 1/16" (78 mm)	2 1/2" (64 mm)	CP(B)48166-PP
2" Male Pipe Thread	75	3 1/16" (78 mm)	2 9/16" (65 mm)	CP(B)48167-PP

(B)=BSPT

## 90° Hose Barb Flanges



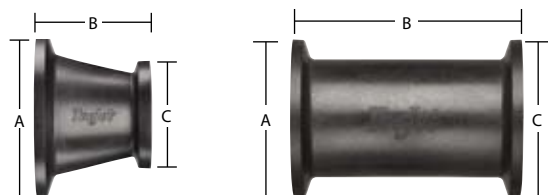
DESCRIPTION	SERIES	"A"	"B"	"C"	PART NUMBER
90° x 3/4" Hose Barb	50	2" (51 mm)	1 1/2" (38 mm)	2" (51 mm)	CP48151-PP
90° x 1" Hose Barb	50	2" (51 mm)	1 1/2" (38 mm)	2" (51 mm)	CP48152-PP
90° x 1 1/4" Hose Barb	75	3 1/16" (78 mm)	1 5/16" (49 mm)	2 9/16" (65 mm)	CP48162-PP
90° x 1 1/2" Hose Barb	75	3 1/16" (78 mm)	1 5/16" (49 mm)	2 9/16" (65 mm)	CP48163-PP
90° x 2" Hose Barb	75	3 1/16" (78 mm)	1 5/16" (49 mm)	3 5/16" (84 mm)	CP48164-PP

## Gauge Port Flange



DESCRIPTION	SERIES	"A"	"B"	PART NUMBER
1/4" Gauge Port	50	2" (51 mm)	3/4" (19 mm)	CP(B)45508-1/4-PP CP(P)45508-1/4-PP
3/8" Gauge Port	50	2" (51 mm)	3/4" (19 mm)	CP(B)45539-3/8-PP CP(P)45539-3/8-PP
Blank Inlet Cover	50	2" (51 mm)	5/16" (8 mm)	CP45507-PP
1/4" Gauge Port	75	3 1/16" (78 mm)	3/8" (9 mm)	CP(B)46127-1/4-PP
3/8" Gauge Port	75	3 1/16" (78 mm)	3/8" (9 mm)	CP(B)46127-3/8-PP
Blank Inlet Cover	75	3 1/16" (78 mm)	3/8" (9 mm)	CP46069-PP


(B)=BSPT (P)=BSPP



## Straight Flange Couplings

DESCRIPTION	SERIES	"A"	"B"	"C"	PART NUMBER
Straight Coupling	50	2" (51 mm)	2 1/4" (57 mm)	2" (51 mm)	CP48157-PP
Straight Coupling	75	3 1/16" (78 mm)	4 3/8" (111 mm)	3 1/16" (78 mm)	CP48169-PP
Reducer Coupling	75/50	3 1/16" (78 mm)	2 3/16" (56 mm)	2" (51 mm)	CP45207-PP

## 90° Flange Couplings



DESCRIPTION	SERIES	"A"	"B"	"C"	PART NUMBER
90° Elbow Coupling	50	2" (51 mm)	2 3/16" (56 mm)	2 3/16" (56 mm)	CP48158-PP
90° Elbow Coupling	75	3 1/16" (78 mm)	2 3/16" (56 mm)	3 1/16" (79 mm)	CP48168-PP